

DIMENSIONS



NB: Depending on the overall length of the mattress, we may need to have a join.


We aim to place this at the foot end of the mattress to minimise impact on the imaging.

Please let us know if you have a preference.

THICKNESS	25mm	50mm
-----------	------	------

Options

Foam



STANDARD FOAM

Levitex[®]

LEVITEX[®] PRESSURE REDUCING FOAM

Options



GRIP LOCK Base



ZIP

Fabric




NAVY



BERRY



GREY



BLACK



VELCRO[®] ATTACHMENT

Seams



SEWN SEAMS

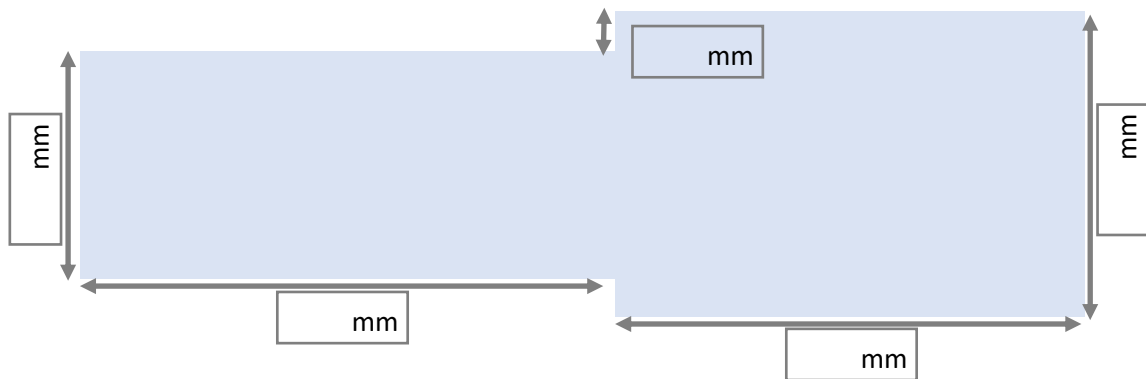


WELDED SEAMS

MATTRESS ORDER SHEET – CUSTOM SINGLE SECTION



DIMENSIONS



NB: Depending on the overall length of the mattress, we may need to have a join.

We aim to place this at the foot end of the mattress to minimise impact on the imaging.

Please let us know if you have a preference.

THICKNESS	25mm	50mm	75mm	100mm
-----------	------	------	------	-------

Options

Foam




STANDARD FOAM

Levitex[®]

LEVITEX[®] PRESSURE REDUCING FOAM

Options



GRIP LOCK Base



ZIP

Fabric



NAVY



BERRY



GREY



BLACK



VELCRO[®] ATTACHMENT

Seams



SEWN SEAMS



WELDED SEAMS

MATTRESS ORDER SHEET – TWO SECTION

