

Fast Find Grid

Disposable CT Biopsy Grid

The Fast Find Grid is a simple, disposable tool that is used for all computed tomography (CT) guided biopsies and drainage procedures, regardless of the body part or type of pathology. This includes thyroid, lung, liver, abdominal, pelvic and extremity biopsies and drainages.

Why should doctors use THE FAST FIND GRID™ ?

" IT'S ABOUT SAVING TIME! "

ACCURACY

Reduce needle repositioning and rescanning with radio-opaque makers prior to needle placement.

REDUCE TRIALS

Increase accuracy of needle placement with 1cm markings on the grid.

FLEXIBILITY


Conforms to the area scanned with 2 adhesive strips. Easy to reposition and extremely flexible.

CONVENIENCE


- Properly "oriented" grid lines for rapid site identification
- Eliminates/reduces inaccurate marks to avoid repeated "sticks"
- Single use product avoids cross contamination

CLINICAL UTILIZATION

- Localizes site for CT guided biopsy
- Quickly & accurately identifies point of entry
- Used over entire patient body surface to target suspect pathology



Remove backing from tape.



Place and scan over the area of interest.




Notice the 12 dots on the skin surface.



Determine which dot best represents the point of entry.



Mark through the area with a felt tip pen where the laser crosses the line.



Remove the grid and perform your biopsy.